

**JOBS**  
**OF** **THE**  
**FUTURE**

# App Development Tutorial



DIGIJEUNES



**AMAIS**

# 01



## PREREQUISITES

Non-programmers no longer need to worry about spending days on learning how to code. A no-code platform can be used by anyone to create customized apps. There are many app development tools online that will help you develop your app.

## YOUR TASK

Follow the instructions and create your own app, customizing the environment and content based on your needs.

# 02

## SIGN UP ON AND START CREATING YOUR QUIZZ APP



On your computer, you need to sign up for on [App Builder CMS](#) that builds mobile apps quickly, without coding.

### Processing website :

[https://cms.appinstitute.com/cms/login.php?login\\_redirect\\_url=%2Fcms%2Fapp\\_build.php](https://cms.appinstitute.com/cms/login.php?login_redirect_url=%2Fcms%2Fapp_build.php)

## BRAINSTORMING

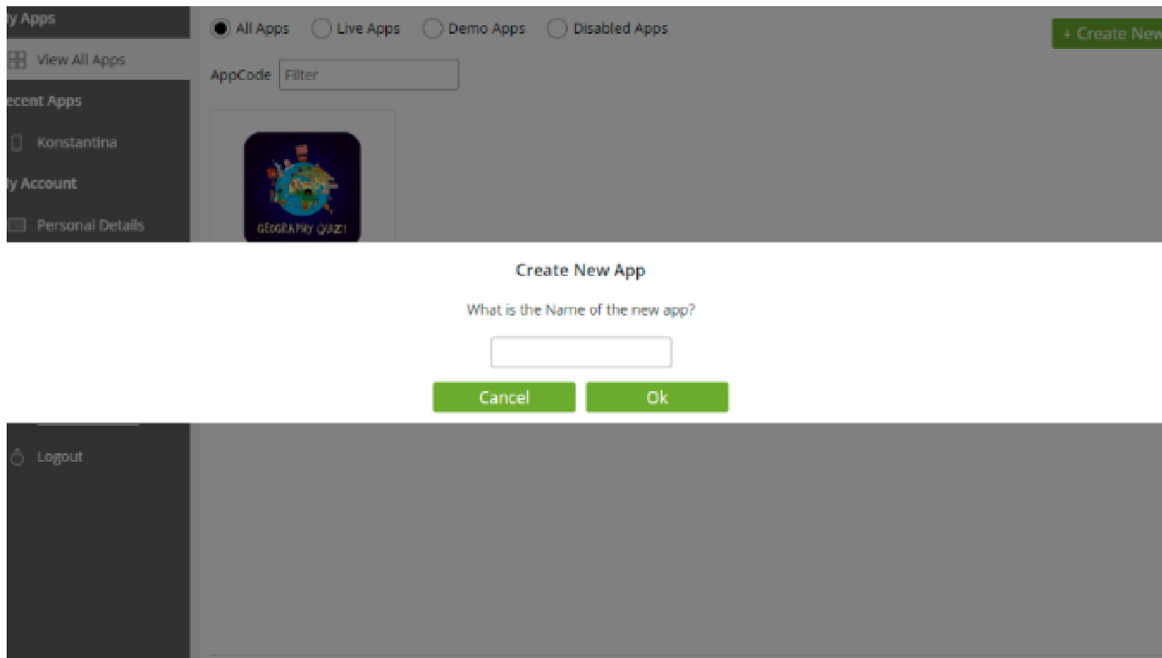
Layout the flow and features document. Your app begins to take shape at this point, gradually becoming a real project.

Validation of your app idea indicates that it is something that people want to use.

It is the time to extensively detail your product onto a document, choosing your quiz's theme and content.

Remember to be as detailed as possible, including the user's journey through the app as well as all of the features planned.

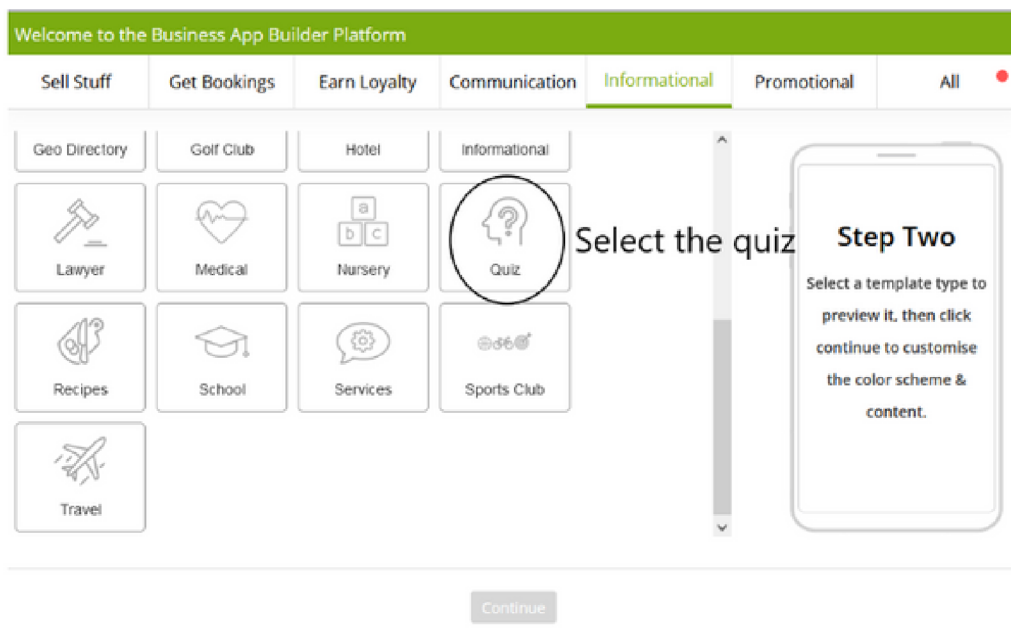
# 03



Choose to Create a New App and Enter the Name of your new app

The next step is to select a template type based on your needs (school, business, blog etc.), and you can continue with customizing your app environment and content.

For a quiz, select the **Informational Tab** and then the **Quiz Option**





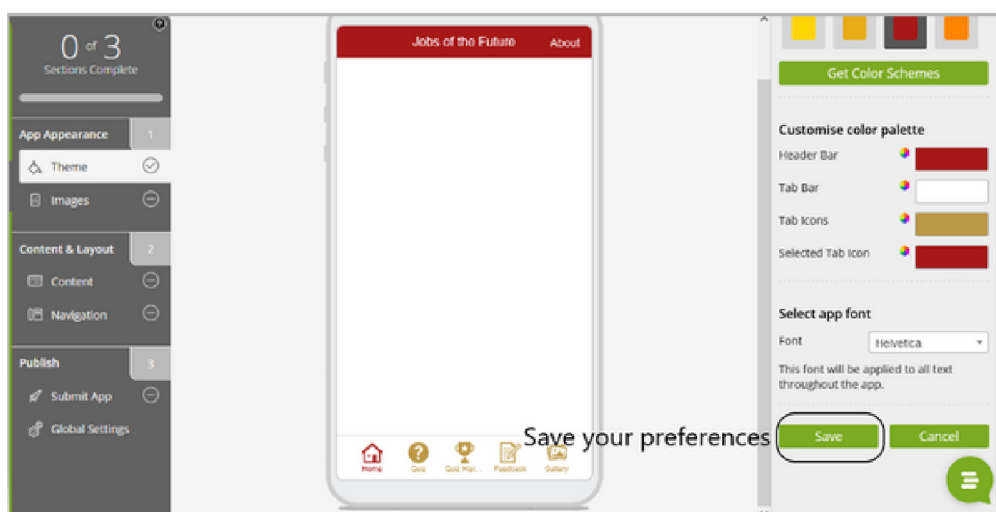
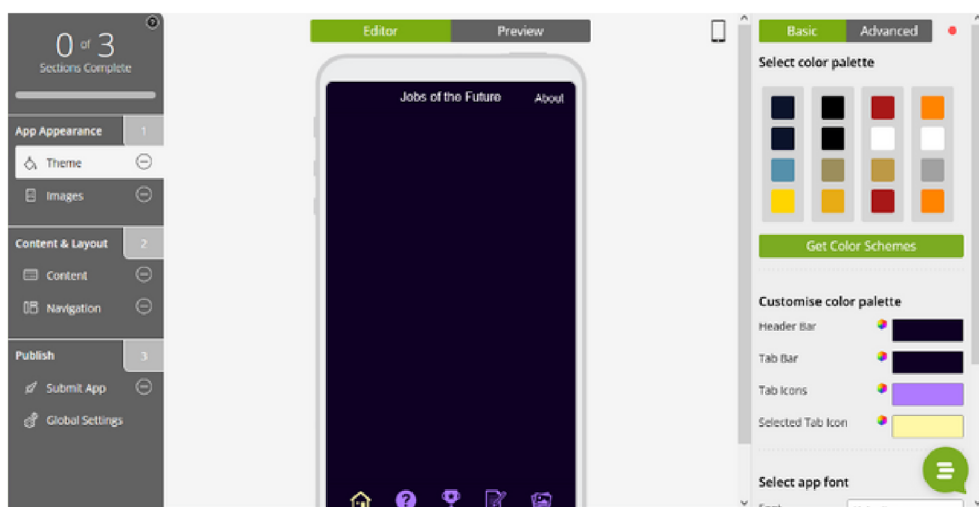
# 04

## CUSTOMIZE YOUR APP

Click on the button Continue and fill in your full name, e-mail address, and password to have a preview of your app.

You can build your app's appearance from the options on your left, adding different themes and images. Select a theme from the colour palette. You can also select an app font.

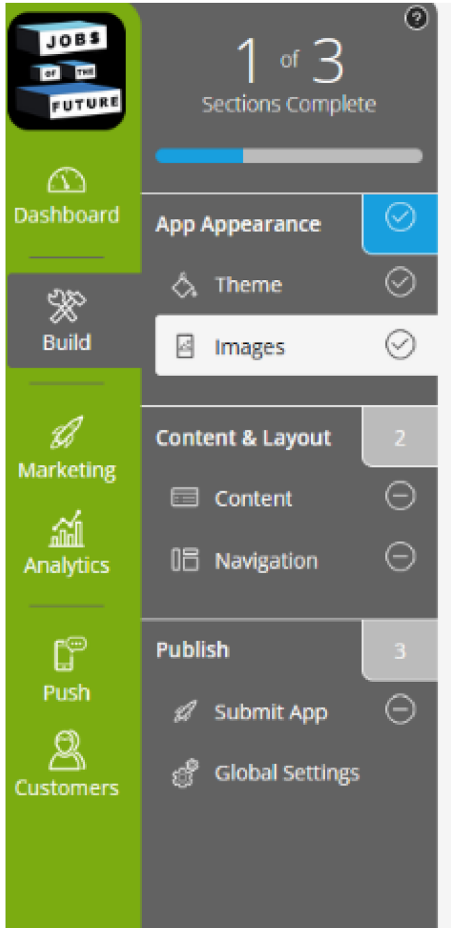
Don't forget to save your changes before modifying your app's appearance.





# 05

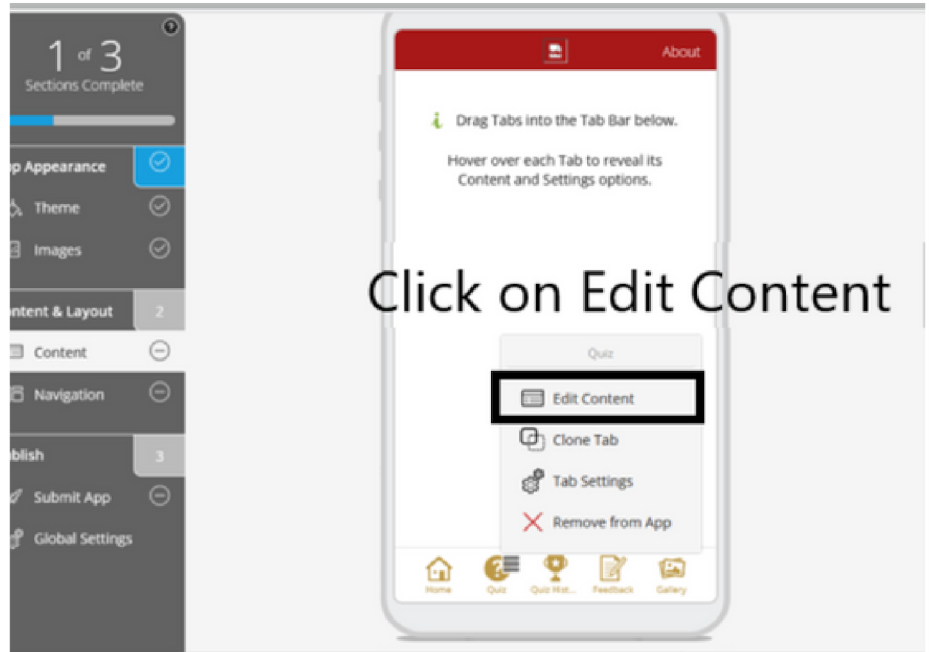
Click on Images and select an image as an App Icon and/or Splash Screen. For example, we picked a Jobs of the Future Image, as shown in the figure below.



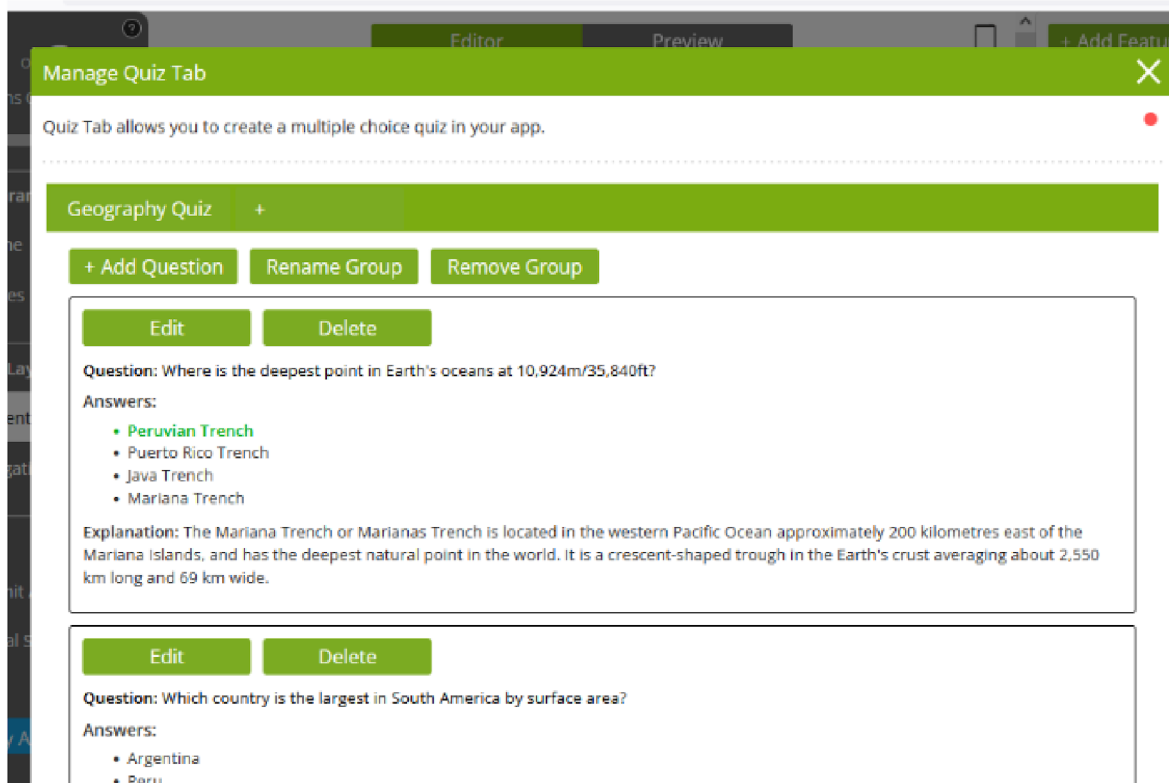
The top left of your screen indicates that 1 of 3 Sections of developing your app is complete.

# 06

You can now continue with developing the content of your quiz. Simply move your mouse on the second icon, "Quiz" and click on the three small grey lines.

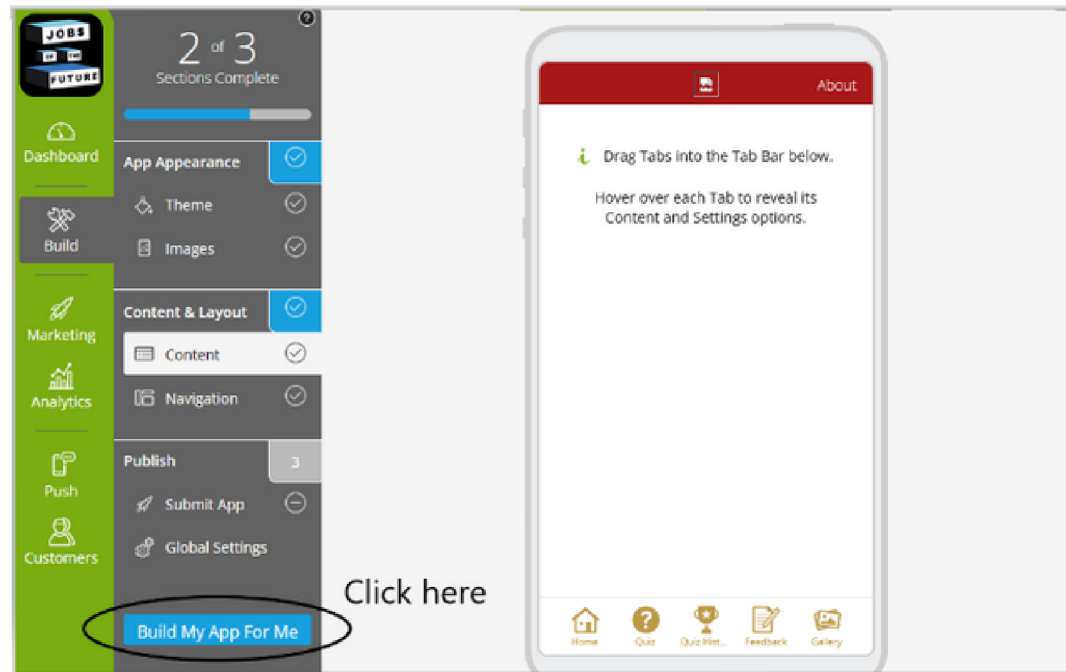


Your screen should now look like this:



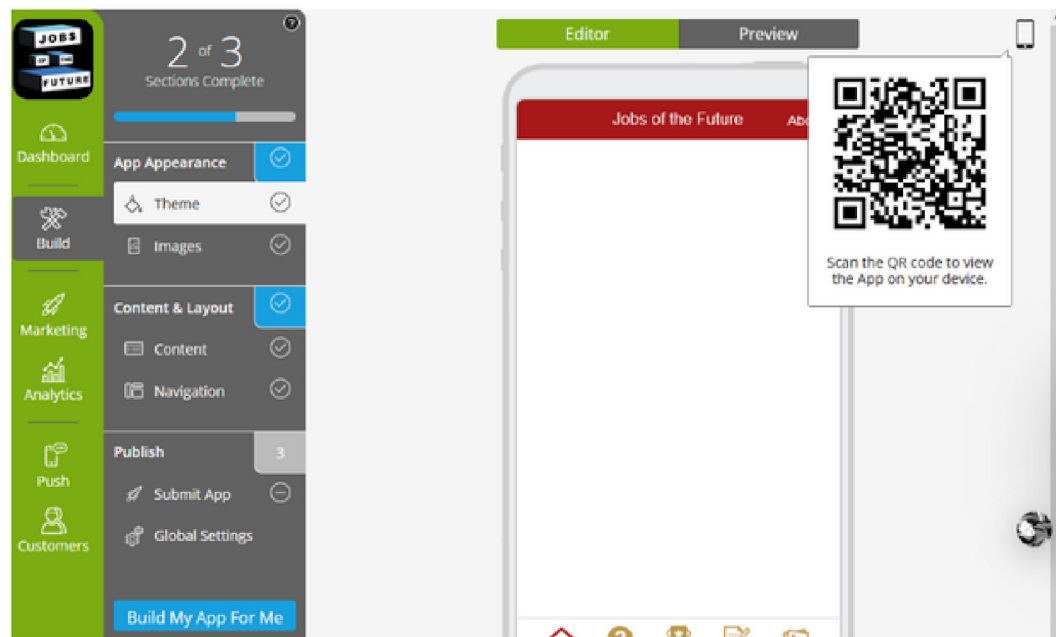
# 07

Click on the Build My App for Me button and you will almost have your very own app.



## INSTALL THE APP ON YOUR MOBILE PHONE

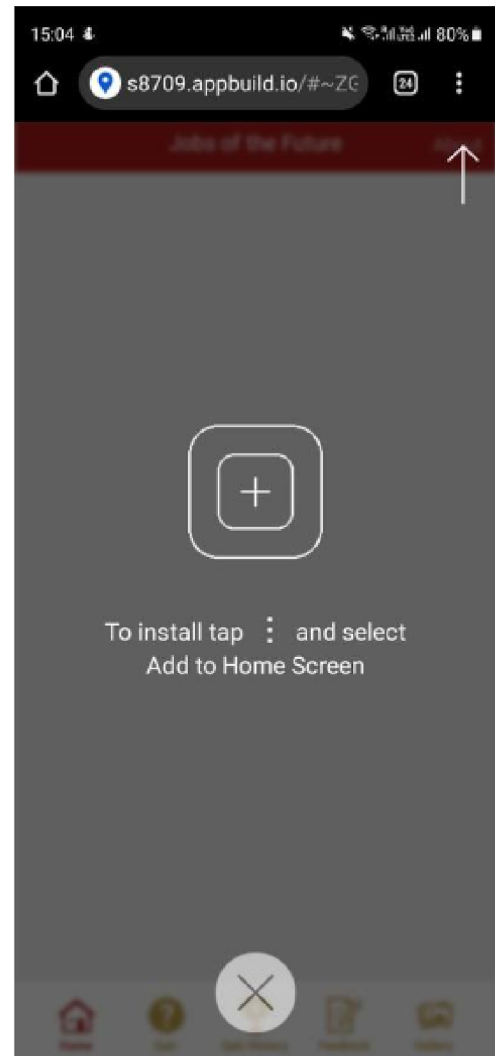
By scanning the QR code on the top right of your screen, you can access it from your mobile phone.



# 08



Install the app on your mobile phone. Scan the QR code and click on the link provided. Then, follow the instructions displayed on your phone.





# 09




## REAL LIFE APPLICATIONS

The mobile application industry is vast and is only expected to grow in the coming years. With this growth, app development has become a lucrative career path for aspiring developers. Mobile app developers use their coding skills to develop apps to solve various problems and entertain phone users.

A mobile app developer designs, develops, and updates mobile applications. They also collaborate with user experience designers to ensure they align the app design to consumers' needs. However, knowing how to write code is simply an aspect of building an app as there are ways to build your own mobile app on your own time without a single line of code!

Building an online quiz game can serve various ideas, allowing developers to be introduced and experience the process of creating their own app. Nowadays, people like to play quiz games or mind games to increase their abilities. A quiz is a form of game in which the user has to attempt some questions and check their knowledge in that specific subject by answering the questions. The online quiz application development will help people master their subjects all along with having fun.



Jobs of the Future is an international cooperation co-financed by the Erasmus + programme of the European Union. It aims to create synergies between enterprises active in the tech sector, youth organizations and educational institutions. The objective is to empower young people to pursue their own professional and educational goals in the tech field.

## Contact

**Jobs of the Future**

[www.jobsofthefuture.eu](http://www.jobsofthefuture.eu)

[info@digijeunes.com](mailto:info@digijeunes.com)



Co-funded by the  
Erasmus+ Programme  
of the European Union